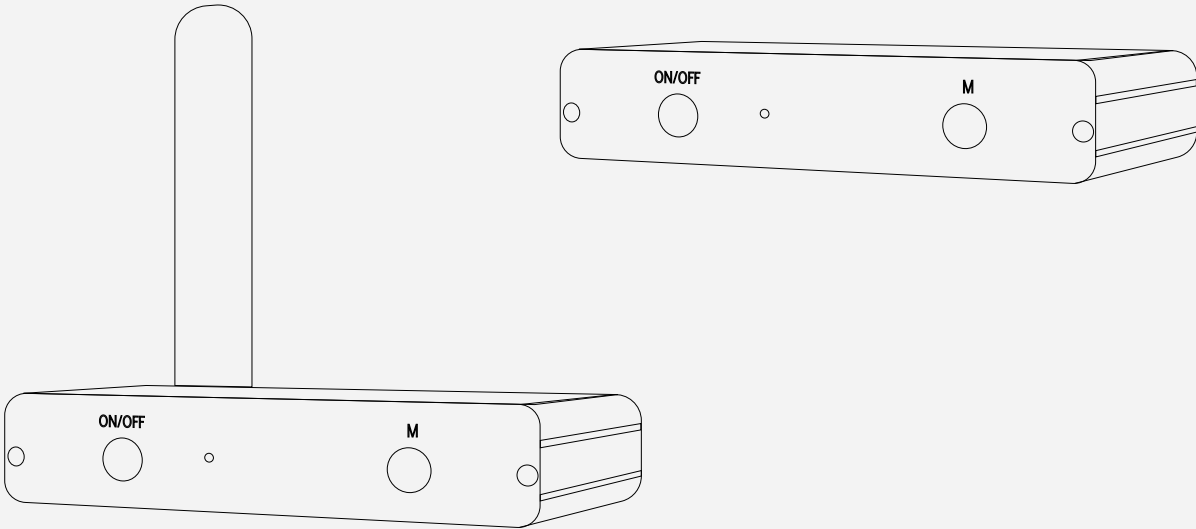


# Artcoustic<sup>ACC</sup>

## CPH-X10 RF

Owners manual



# WELCOME TO THE WORLD OF ARTCOUSTIC

## CPH-X10 Wireless Audio

With the CPH-X10 Artcoustic brings you the ultimate wireless audio experience.

The CPH-X10 is a uncompromised lossless signal, app and network free audio solution. It connects any analogue device with a stream reach up to 200 m straight unobstructed line and all in perfect 10 zones sync.

Whether you are a musician looking for a portable speaker extension, or in the need for an active wireless subwoofer connection, the CPH-RX10 is your button free plug and play solution, which with simplicity and ease of use easily stretches to a more complex multi-room-audio solution. No matter the application CPH-X10 delivers high quality, reliable and affordable audio performance.

Thank you for purchasing the Artcoustic CPH-X10.

All the best,  
The Artcoustic Team

# WHAT'S IN THE BOX

1 PCS ARTCOUSTIC CPH-X10 TRANSMITTER OR RECEIVER

1 PCS AC MULTI-VOLTAGE POWER SUPPLY

1 PCS USB POWER CORD

1 PCS USB POWER CORD WITH RF FILTER

1 PCS AUDIO INTERCONNECTION CABLE



# SPECIFICATIONS

## CPH-X10

### PERFORMANCE

- Frequency Range: 2400 MHz – 2483.5 MHz
- Transmit power: 20 dBm
- Receiving sensitivity: -90 dBm
- Audio frequency response: 20 Hz – 20 kHz
- SNR: 92 dB at 20 Hz - 20 kHz
- Sampling Rate: 48 kHz
- Transmission delay: 13 ms
- Maximum transmission distance: 200 m in Open space

### POWER CHARACTERISTIC

- Operating Voltage: 5 V
- Transmitter operating current: 240 mA
- Receiver operating current: 70 mA

#### AUDIO FREQUENCY RESPONSE

20 Hz — 20 kHz

#### FREQUENCY RANGE

2400 — 2483.5  
MHz MHz

#### TRANSMIT POWER



20 dBm

#### MAXIMUM TRANSMISSION DISTANCE



200 m  
in open space

#### DIMENSIONS



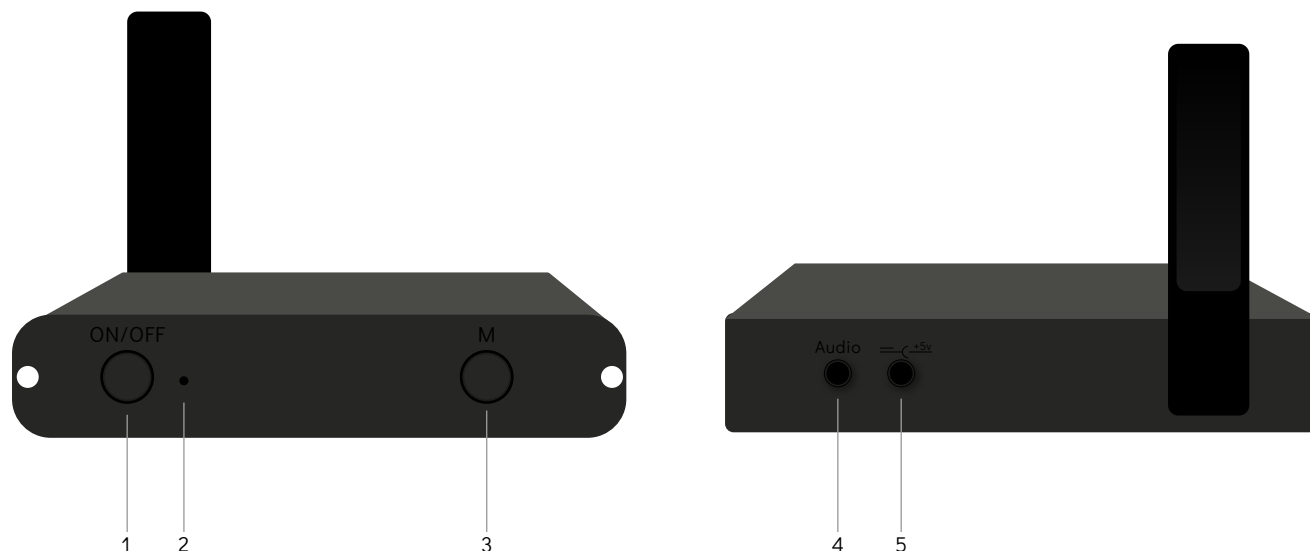
H: 15 W: 78 D: 60 mm

#### WEIGHT



50 g

# SETUP



## 1 POWER BUTTON

Turn on the device. the status indicator light will keep steady


## 2 STATUS INDICATOR LIGHT:


This Blue indicator light is always on after power on. Is flashing when pairing

## 3 PAIRING BUTTON:

The transmitter and receiver are paired and completed by the factory and would depending on application normally not have to be re-paired. In case of transmitter and receiver needing to be re-paired, press the pairing button for 3 seconds at the same time on all units, after booting up.

During pairing you will see both the transmitter status indicator light and the receiver status indicator light flashing and after successful pairing, the status indicator lights will change from flashing to steady.

  
when power is on,  
status indicator  
blue light is steady

  
when pairing is on,  
status indicator  
blue light is flashing

Tips: The transmitter only stays 15 seconds in the pairing mode, regardless of whether the pairing is successful or not. The transmitter will automatically exit the pairing mode after 15 seconds, and the transmitting indicator light will change from flashing to steady state. Be sure to press the receiver's pairing button within 15 seconds.

If one transmitter is required to be used in combination with multiple receivers, each receiver must be re-paired separately with the transmitter.

## 4 AUDIO INPUT PORT :

Plug the audio extension cable into this port and connect it to the audio device output port through the audio extension cable.

## 5 POWER INPUT PORT :

5V supply voltage, powered by 5V 1A power adapter.

NOTE: If powered by an Artcoustic equipment USB port, always use the supplied powercable, including a noise filter.

# CONNECTIVITY

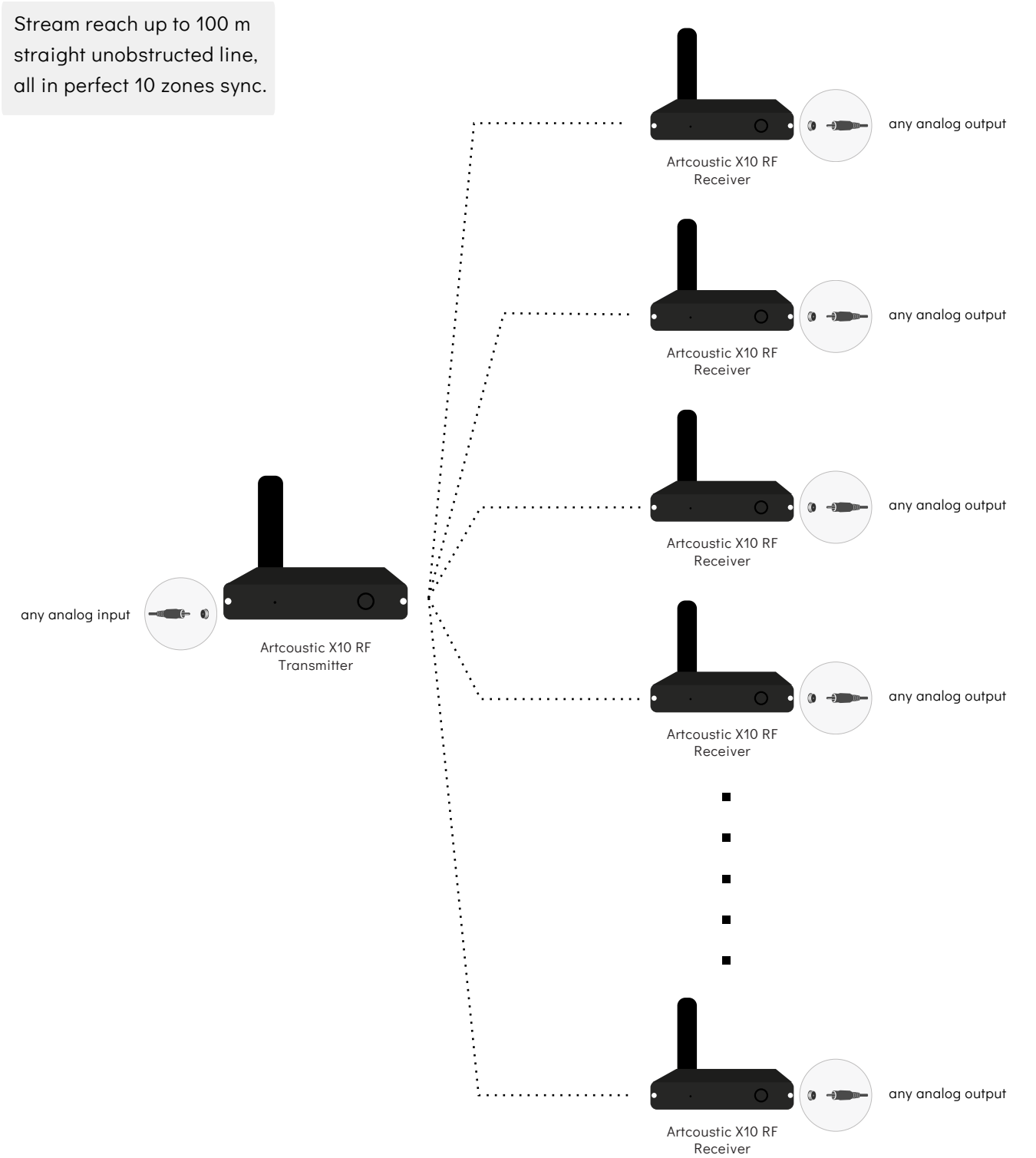
## ARTCOUSTIC PRODUCT CONNECTIVITY OVERVIEW



# CONNECTIVITY

## CONNECTING ARTCOUSTIC X10 RF WIRELESS SYSTEM

Stream reach up to 100 m straight unobstructed line, all in perfect 10 zones sync.

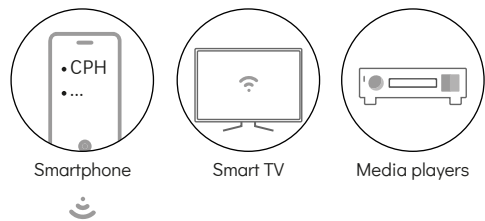


# CONNECTIVITY

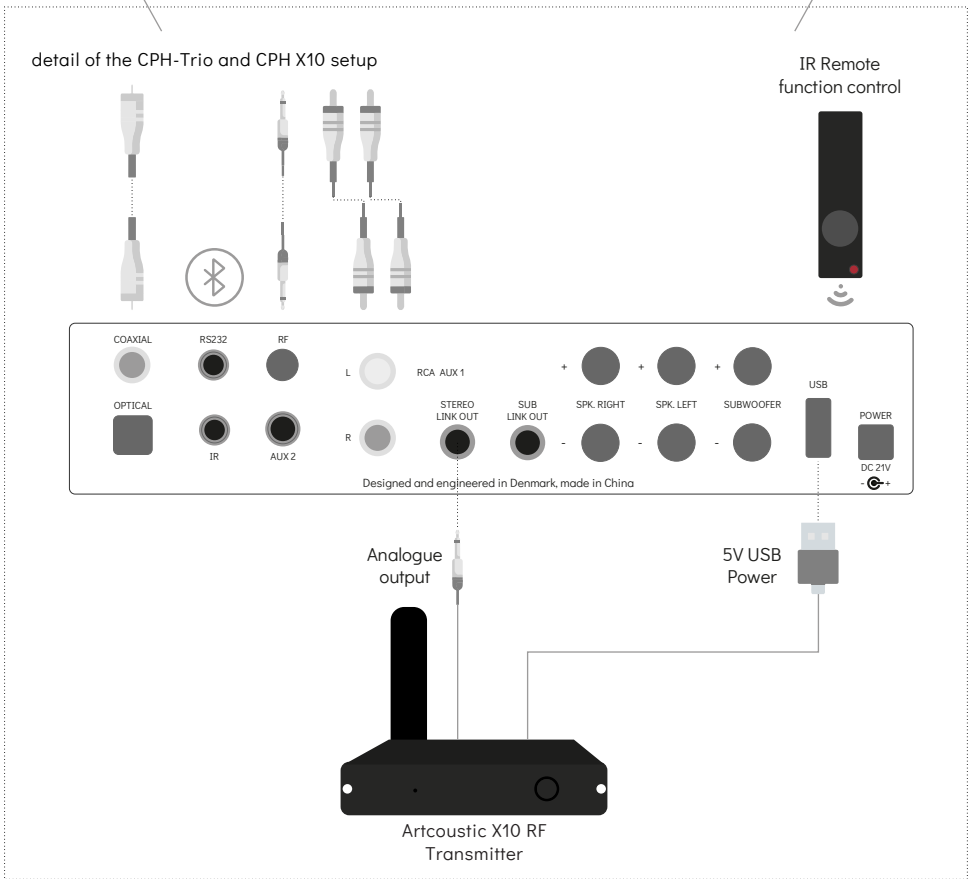


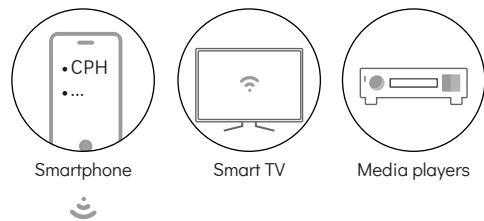
## CONNECTING ARTCOUSTIC CPH-TRIO AND X10 RF

Turn your Artcoustic Trio amplifier into a powerful multi-room-audio system, delivering multiple analogue and digital inputs. For further convenience, use Hi-Fi grade Bluetooth connection as a simple plug and play solution with no complicated app or wireless network needed.

room 1 Digital and analogue source, wired or Bluetooth connected



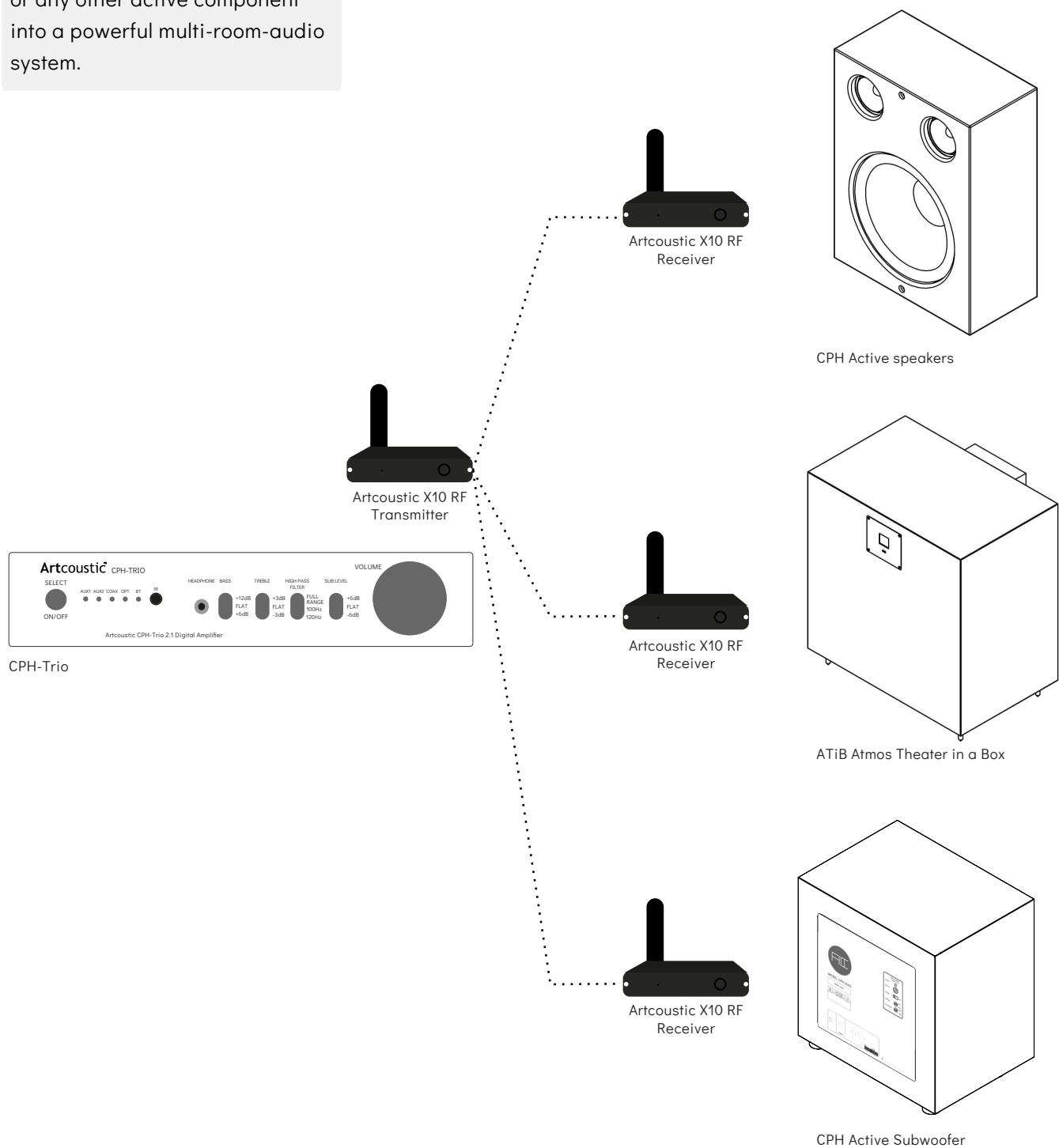
room 2 Digital and analogue source, wired or Bluetooth connected



# CONNECTIVITY

## CONNECTING MULTIPLE ARTCOUSTIC ACTIVE COMPONENTS

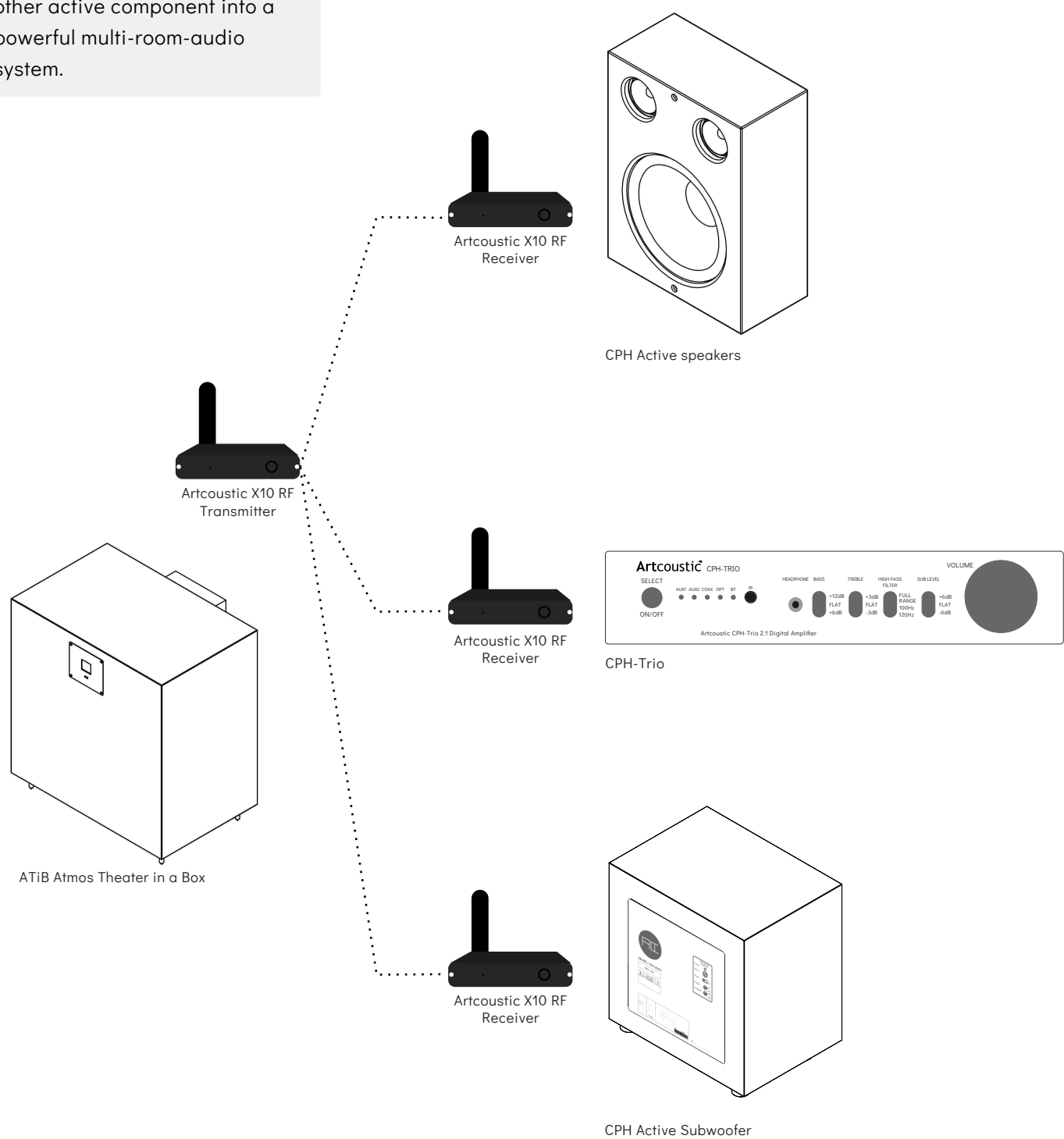
Turn your Artcoustic Trio amplifier or any other active component into a powerful multi-room-audio system.



# CONNECTIVITY

## CONNECTING MULTIPLE ARTCOUSTIC ACTIVE COMPONENTS

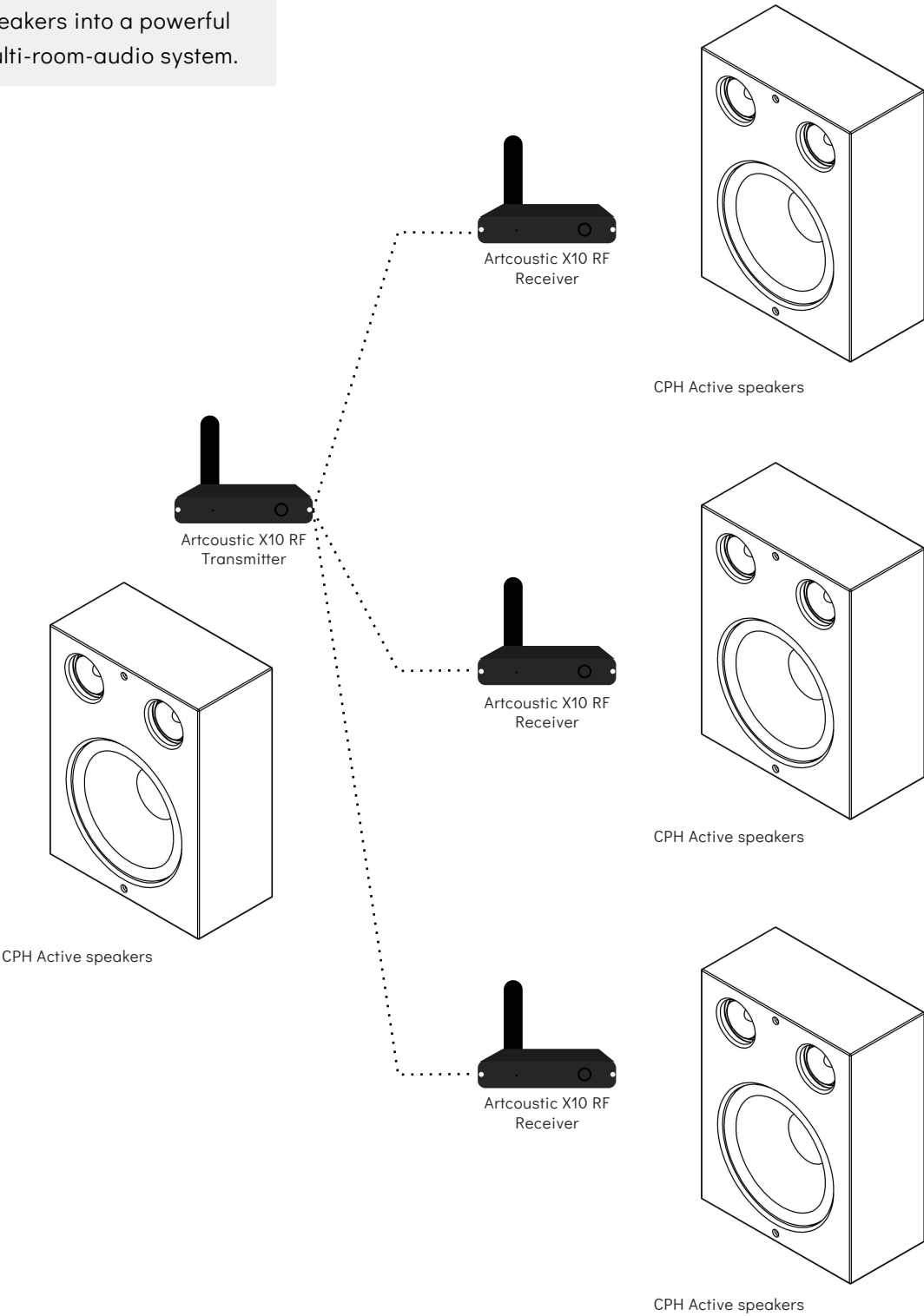
Turn your Artcoustic ATiB or any other active component into a powerful multi-room-audio system.



# CONNECTIVITY

## CONNECTING MULTIPLE ARTCOUSTIC ACTIVE COMPONENTS

Turn your Artcoustic Active speakers into a powerful multi-room-audio system.



# SAFETY INSTRUCTIONS

## SAFETY



Do not use this product near water



Clean rear panel with dry cloth only



Do not block any ventilation opening



Do not install near any heat sources



If wall-mounted, ensure the use of matching screws and rawl plugs

## WARNING

This product complies with Part 15 of the FCC Rules. Its operation is subject to the following two conditions:

- This product may not cause harmful interference.
- This product must accept any interference received, including interference that may cause undesired operation.

Changes or modifications not expressly approved by the party responsible for compliance could void the user's authority to operate the equipment.

To reduce the risk of fire and electric shock do not expose this product to rain or moisture.



Do not place product filled with liquids such as vases on the product.



Do not open product. There are no user-serviceable parts inside.



Always use the power supply shipped with this product. Using a power supply with wrong voltage or polarity, can damage the electronics.



# WARRANTY

## IS APPLICABLE



Is valid only for products purchased from an authorised Artcoustic retailer or dealer.



Is valid from the date of purchase for a period of 3-years for passive loudspeakers, and 2-years for powered loudspeakers and electronics.



Is limited to the repair of the equipment (which could be a repair or replacement at our discretion, neither of which affects your original warranty).



Neither transportation, nor any other costs, nor any risk for removal, transportation and installation of products is covered by this warranty.

## IS NOT APPLICABLE

Will not be applicable in cases other than defects in materials and/or workmanship at the time of purchase and will not be applicable:

- For deterioration of component parts, the nature of which is to become worn or depleted with use, such as batteries.
- For damages caused by incorrect installation, connection or packing.
- For damages caused by accidents, lightning, water, fire heat, war, public disturbances or any other cause beyond the reasonable control of Artcoustic and its appointed distributors.
- For damages caused by any use other than correct use described in the user manual, negligence, modifications, or use of parts that are not made or authorized by Artcoustic

If it is found necessary to return the product for repair, you will be given a form to fill out and return. You should not return the product without previous acceptance. To validate your warranty, you will need to produce the original sales invoice or other proof of ownership and date of purchase.